

Dulux[®]

Acratex[®]

Giving homes the roof they deserve.

Casper
White
Quarter

Colorbond[®]
Ironstone

Otto's Boy

Worth doing, worth Dulux.[®]

Dulux® Acratex® Roof Restoration System

A roof provides more than just shelter. It is an extension of a home and should be given the same love and care to match the inside's look and feel.

That's where we come in. *Dulux Acratex* Roof Restoration Systems is an opportunity to refresh, revitalise and transform your roof to not only reflect your home beauty, but personality too.

Backed by the most trusted paints brand in Australia¹, we provide a full restoration system.

To reinforce *Dulux Acratex's* quality, we offer a 15 year warranty on product performance covering aspects like film integrity, peeling and cracking.² Let us increase your street appeal and keep your roof looking better for longer.



THE ROOF RESTORATION PROCESS

The roof restoration process will vary depending on the condition, material of your roof, and the type of repairs needed. A roof restoration carried out by a roofing professional generally includes the following steps:

CEMENT / TERRACOTTA TILED ROOF	ALL METAL ROOF
<p>1. INSPECTION </p> <p>The entire roof is inspected for damaged tiles, loose or missing bedding, moss and lichen.</p>	<p>1. INSPECTION </p> <p>The entire roof is inspected for damage and preparation requirements.</p>
<p>2. CLEAN </p> <p>The roof is high pressure washed at 4000 PSI with water directed away in an environmentally friendly manner using lay-flat hosing as required.</p>	<p>2. CLEAN </p> <p>The roof is high pressure washed at 4000 PSI with water directed away in an environmentally friendly manner using lay-flat hosing as required.</p>
<p>3. REPAIR </p> <p>Damaged tiles and faulty valley irons are replaced where required. Ridge capping is re-bedded, where required.</p>	<p>3. REPAIR </p> <p>All rusted and damaged roof screws, fittings, faulty sheets and valley irons are replaced as required.</p>
<p>4. POINTING </p> <p>Use Acratex Roof Pointing where required. Note: There is also the option to complete this step following the application of Roof Membrane.</p>	<p>4. STERILISE </p> <p>Fungal and algal spoilage must be treated before recoating. <i>Acratex PrepTreat™</i> is applied after cleaning to sterilise the surface. This step may not be required in all cases.</p>
<p>5. STERILISE </p> <p>Fungal and algal spoilage must be treated before recoating. <i>Acratex PrepTreat</i> is applied after cleaning to sterilise the surface. This step may not be required in all cases.</p>	<p>5. PRIMER/SEALER </p> <p>Specialist corrosion control primers are applied where required. System options for Galvanised, Zinalume® or precoated metal.</p>
<p>6. PRIMER/SEALER </p> <p>The entire roof area is sealed to ensure strong adhesion with the Roof Membrane coating. A range of specialty primers are designed to work in system to suit specific conditions and material.</p>	<p>6. ROOF MEMBRANE </p> <p>Two coat application of the <i>Acratex</i> Roof Membrane formula provides an easy application that's perfect for metal roofs.</p>
<p>7. ROOF MEMBRANE </p> <p>Two coat application of the <i>Acratex</i> Roof Membrane formula provides an easy application that's perfect for tiled roofs.</p>	

¹As voted by Australians in the 2023 Readers Digest Most Trusted Survey.

²A 15 year material warranty is issued on product performance when the *Dulux Acratex* Roof Membrane coating system has been applied by a *Dulux Acratex* Approved Roofing Applicator. System warranties cover film integrity, peeling and cracking. Refer to website acratex.com.au or call *Acratex* customer service on 13 23 77 for terms and conditions.



GREYS


Taking inspiration from earthy stone hues can help your home blend in with the local surroundings. With a wide variety of shades, create a classic look that will stand the test of time.

 Colorbond® Monument	TSR: 9% * TSR: 26%	 Dark Grey	TSR: 9% * TSR: 24%	 Light Grey	TSR: 33%	 Colorbond® Basalt	TSR: 12%
 Colorbond® Woodland Grey	TSR: 12% * TSR: 34%	 Mid Grey	TSR: 22% * TSR: 41%	 Twilight Shadow	TSR: 8%	 Colorbond® Shale Grey	TSR: 21%
 Cool Grey	TSR: 67%	 Charcoal	TSR: 7% * TSR: 26%	 Colorbond® Night Sky	TSR: 4% * TSR: 18%	 Colorbond® Windspray	TSR: 22%
 Colorbond® Southerly	TSR: 46%	 Colorbond® Bluegum	TSR: 23%				

The Total Solar Reflectance (TSR) refers to the amount of solar radiation that a roof reflects, with the remaining portion being absorbed by the roofs surface. The higher a TSR% the cooler the surface temperature will be. To calculate the colours Total Solar Absorbance (SA) use the formula $100 - \text{TSR} = \text{SA}$.
Example: Monument TSR is 9% = $100 - 9 = 91\%$ SA.

Colours marked with * can be ordered with InfraCOOL® Technology - in glass finish only. InfraCOOL Technology decreases the TSR to make darker colours cooler than their standard equivalent. To learn more about InfraCOOL Technology please visit acratex.com.au

Colours shown are as close as possible to actual colours and finishes can vary depending on the application. Due to limitations of your display screen and the printing process, photographic and printed images and swatches may not represent the true colour. Refer to actual samples for exact colour and finish.



NATURALS

Nature's tones can really create a timeless appeal and darker hues can modernise the look. Whether you want your home to stand out or blend in, we have a colour to suit your needs.



Colorbond® Paperbark TSR: 48%




Colorbond® Ironstone TSR: 11%




Colorbond® Classic Cream TSR: 66%



Colorbond® Jasper TSR: 26%




Colorbond® Surfmist TSR: 64%




Colorbond® Dune TSR: 41%



Colorbond® Wallaby TSR: 15%




Colorbond® Gully TSR: 17%



Colorbond® Dover White TSR: 75%



Colorbond® Evening Haze TSR: 57%



Vivid White TSR: 90%

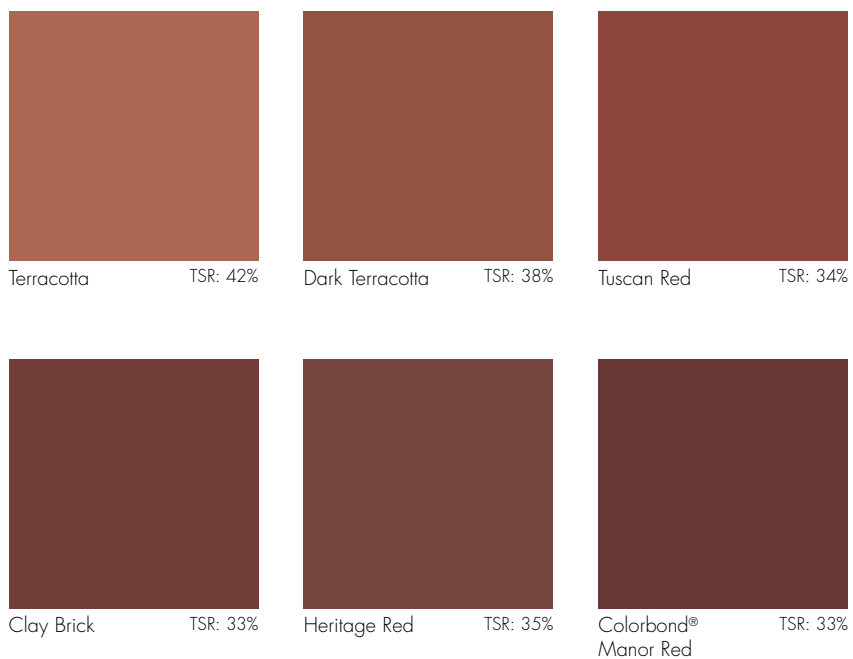
The Total Solar Reflectance (TSR) refers to the amount of solar radiation that a roof reflects, with the remaining portion being absorbed by the roofs surface. The higher a TSR% the cooler the surface temperature will be. To calculate the colours Total Solar Absorbance (SA) use the formula $100 - \text{TSR} = \text{SA}$.
Example: Monument TSR is 9% = $100 - 9 = 91\%$ SA.

Colours shown are as close as possible to actual colours and finishes can vary depending on the application. Due to limitations of your display screen and the printing process, photographic and printed images and swatches may not represent the true colour. Refer to actual samples for exact colour and finish.




REDS

Traditional red roofing is an Australian iconic element. To create a traditional feel you can't go past these familiar earthy reds and terracottas for a timeless appeal. There are so many options when creating a colour scheme with a red roof. As these colours are earthy you can use natural greys, beiges, greens and stone colours.



GREENS

As greens are drawn from natural surroundings, they are a perfect colour to use on the exterior of homes. Greens range from light grey green shades to darker olive tones. Greens are so versatile and work well with so many colours due to their earthy and muted undertones. Greens can provide an organic setting for a roof to camouflage in nature's bush canopy.



The Total Solar Reflectance (TSR) refers to the amount of solar radiation that a roof reflects, with the remaining portion being absorbed by the roof's surface. The higher a TSR% the cooler the surface temperature will be. To calculate the colour's Total Solar Absorbance (SA) use the formula $100 - \text{TSR} = \text{SA}$.
Example: Monument TSR is 9% = $100 - 9 = 91\%$ SA.

Colours shown are as close as possible to actual colours and finishes can vary depending on the application. Due to limitations of your display screen and the printing process, photographic and printed images and swatches may not represent the true colour. Refer to actual samples for exact colour and finish.

The Total Solar Reflectance (TSR) refers to the amount of solar radiation that a roof reflects, with the remaining portion being absorbed by the roof's surface. The higher a TSR% the cooler the surface temperature will be. To calculate the colour's Total Solar Absorbance (SA) use the formula $100 - \text{TSR} = \text{SA}$.
Example: Monument TSR is 9% = $100 - 9 = 91\%$ SA.

Colours shown are as close as possible to actual colours and finishes can vary depending on the application. Due to limitations of your display screen and the printing process, photographic and printed images and swatches may not represent the true colour. Refer to actual samples for exact colour and finish.

ROOF MEMBRANE

Dulux Acratex Roof Membrane has been specially formulated with HueTech® technology to offer superior UV and colour fade resistance. With improved application and colour benefits, the full range is suitable for collection of drinking water* and now available with a 15 year material warranty.*


The range is available in popular Dulux and Colorbond® colours with either a Gloss or Satin finish offering a wide selection of colour schemes to enable you to pick your perfect roof colour. The range is suitable for all roof types, metal, concrete, and terracotta tiled roofs.

Leading Technology

Dulux Acratex Roof Membrane is based on HueTech technology which is a full acrylic elastomeric technology that provides coatings the flexibility and resistance to withstand the harsh Australian sun. Coatings are weather tight and designed to provide excellent UV and colour durability.



COATED WITH
Dulux
Acratex



Under the harsh Australian sun, using Dulux Acratex Roof Membrane, the colour stays truer for longer.

TERRACOTTA ROOF PRIMER

Dulux Acratex Terracotta Roof Primer is used to unify and consolidate correctly prepared glazed and unglazed Terracotta roof tiles providing maximum coverage and adhesion for Dulux Acratex Roof Membrane.

Product features include:

- Water based primer sealer
- Unifies and consolidates correctly prepared glazed and unglazed terracotta roof tiles to maximise adhesion
- Conditions and evens the substrate porosity to provide maximum topcoat coverage



*Dulux Acratex warrants that for 15 years the coating system will retain its film integrity and not peel or crack as a result of faulty manufacture or formulation, when the Dulux Acratex Roof Membrane coating system is applied by a Dulux Acratex registered roofing professional. For more information on our products and warranty please visit acratex.com.au or call Acratex customer service on 13 23 77. ~Refer to instructions on packaging for further details.

ROOF POINTING



Dulux Acratex has a full roof system. Dulux Acratex Roof Pointing is a water based, flexible, ready to use pointing mortar. Available in a wide range of colours to suit both new and renovated roofs.

Product features include:

- Ready to use and smooth in application
- Solution to ridgecaps
- Flexes with movement in the roof structure
- Water resistant after 2 hours
- Touch dry 30 mins

COMPLETE POINTING COLOUR RANGE



Colours shown are as close as possible to actual colours and finishes can vary depending on the application. Due to limitations of your display screen and the printing process, photographic and printed images and swatches may not represent the true colour. Refer to actual samples for exact colour and finish.



Silver Tea Set

Colorbond®
Night Sky

For more information visit
duluxroofing.com.au

Our Help & Advice team is available
to assist with any Roofing questions



Call 13 25 25



Live Chat
Available 7 days
at dulux.com.au

Colours shown are as close as possible to actual colours and finishes can vary depending on the application. Due to limitations of your display screen and the printing process, photographic and printed images and swatches may not represent the true colour. Refer to actual samples for exact colour and finish.

Dulux Acratex is a division of DuluxGroup (Australia) Pty Ltd. ABN 67 000 049 427. Dulux, Acratex, HueTech, InfraCOOL, Lexicon, Worth doing, worth Dulux and the Dulux Sheepdog are registered trade marks of DuluxGroup (Australia) Pty Ltd. PrepTreat and the InfraCOOL Star Symbol are trade marks of DuluxGroup (Australia) Pty Ltd. Colorbond and Zinalume are registered trade marks of BlueScope Steel Limited. ©2023

Dulux®

Acratex®